

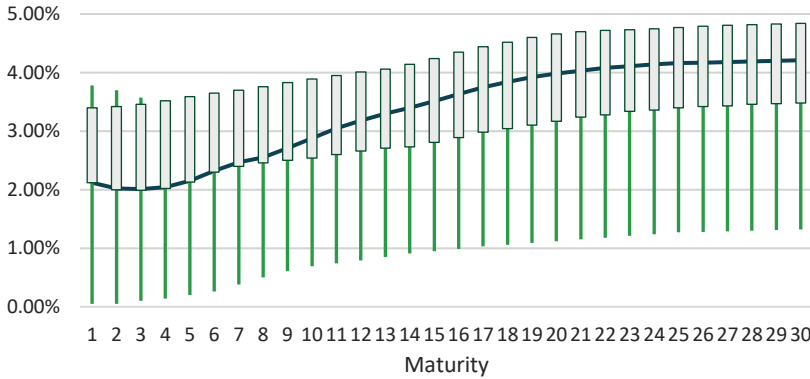
Addison, Town of

FIRM INFORMATION & FINANCING UPDATE | October 7, 2025

The information enclosed/included is meant as general market or financial information that might indicate favorable conditions to issue debt or refinance outstanding debt and is not a recommendation. SAMCO Capital intends to serve as an underwriter, and not as a financial advisor or municipal advisor, in connection with the issuance of the Bonds.

Market Overview

1 and 5-Year AAA MMD Yield Ranges

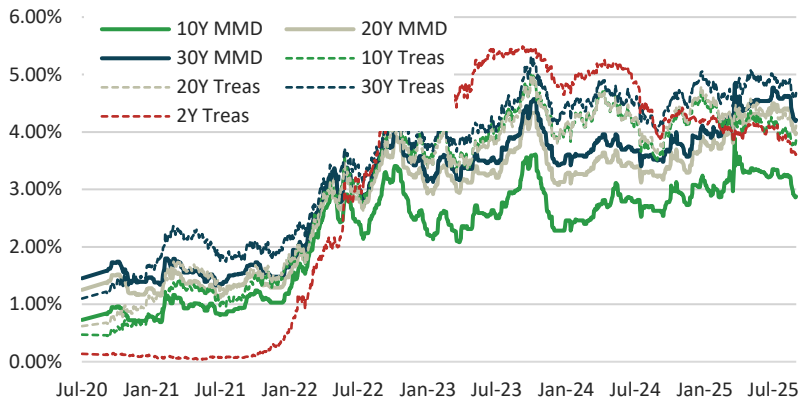


Sources: TM3 and US Treasury

Tax-Exempt MMD Rates

Mty	Current	MoM	QoQ	YoY	5Yo5y	MMD/UST
1Yr	2.12%	-0.08%	-0.50%	-0.38%	2.00%	56%
5Yr	2.15%	-0.24%	-0.58%	-0.16%	1.91%	61%
10Yr	2.88%	-0.37%	-0.42%	0.25%	2.04%	75%
20Yr	3.98%	-0.43%	-0.32%	0.74%	2.60%	97%
30Yr	4.21%	-0.42%	-0.33%	0.69%	2.63%	90%
Volatility Range						
1Yr		0.26%	0.62%	1.17%	3.73%	
5Yr		0.19%	0.54%	1.32%	3.40%	
10Yr		0.14%	0.16%	1.35%	3.28%	
20Yr		0.19%	0.31%	1.49%	3.54%	
30Yr		0.22%	0.34%	1.36%	3.53%	

5-Year Historical Yields



Sources: TM3 and US Treasury; Bloomberg, CME FedWatch Tool

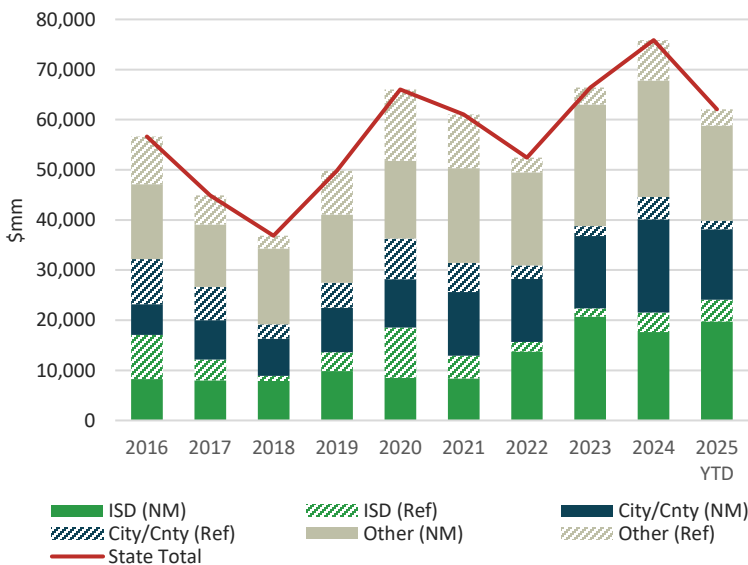
Interest Rate Consensus Projections – Bloomberg

Maturity	Current	Q3 25	Q4 25	Q1 26	Q2 26
Fed Funds	4.25%	4.25%	3.91%	3.70%	3.53%
2Yr UST	3.59%	3.67%	3.60%	3.51%	3.45%
10Yr UST	4.14%	4.20%	4.20%	4.16%	4.15%
30Yr UST	4.77%	4.81%	4.73%	4.68%	4.67%

Fed Funds Rate Projections – CME Group

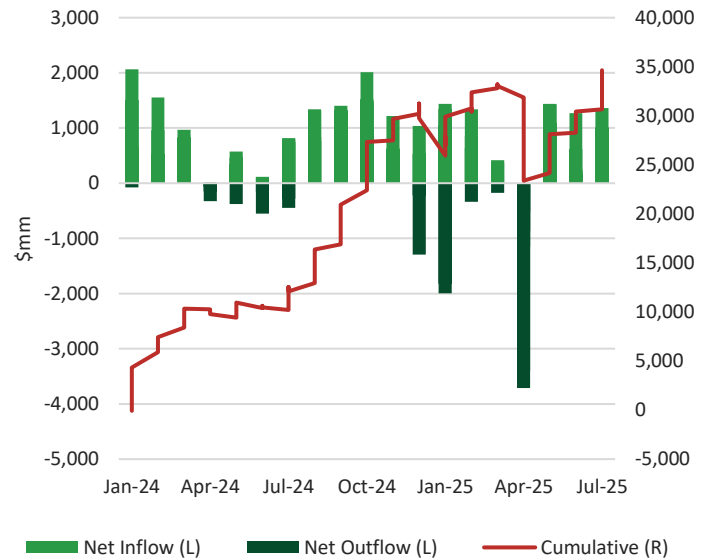
Meeting	-100bp	-75bp	-50bp	-25bp	-
10/29/25	-	-	-	91.9%	8.1%
12/10/25	-	-	77.0%	21.7%	1.3%
1/28/26	-	34.1%	52.5%	12.7%	0.7%
3/18/26	18.1%	43.9%	31.3%	6.3%	0.3%
4/29/26	24.8%	40.6%	24.9%	4.8%	0.3%
6/17/26	33.7%	31.0%	13.2%	2.3%	0.1%

Texas Issuance Volume - Texas MAC



Sources: Texas MAC, Bloomberg

Monthly Bond Fund Flows - Bloomberg



Financing Update

Tax-Exempt Current Refunding Scenario

REFUNDING SUMMARY:	GO/CURRENT REFUNDING 2016
Series	
Delivery Date	12/15/25
Call Date	02/15/26
Tax Status	Tax-exempt
Cost of issuance (\$)	150,000
Refunding Par (\$)	11,180,000
Refunded Par (\$)	11,860,000
Arbitrage Yield	2.73%
All-in TIC	2.88%
Negative Arbitrage (\$)	-
Net PV Savings (\$)	707,513.71
% PV Savings (of ref. par)	5.966%
<i>Present Value of 1bp (\$)</i>	<i>4,566.65</i>

Assumptions:

- Rates as of 9/29/25
- Fixed rate bonds
- Uniform savings solution
- Underwriter's discount of \$6.00/bond
- Preliminary analysis, actual results subject to market conditions at time of issuance

SAMCO Locations

Austin – Headquarters

6805 Capital of Texas Hwy, #350
Austin, Texas 78731
512.794.9100

Dallas – Underwriting Desk

1700 Pacific Avenue, #2000
Dallas, Texas 75201
214.765.1400

Houston

21014 Ruby Valley Ct
Cypress, Texas 77433
214.765.1449

Plano

5800 Granite Pkwy, #210
Plano, Texas 75024
214.765.1469

San Antonio

1020 NE Loop 410, #640
San Antonio, Texas 78209
210.832.9760